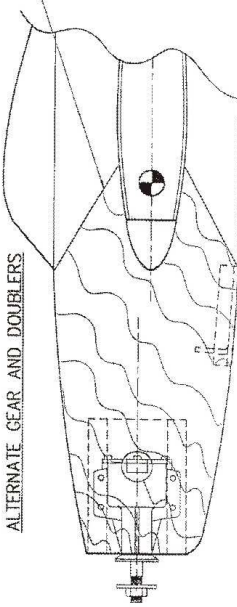


**ALTERNATE GEAR AND DOUBLERS**



SLOT THE L/G BLOCK TO RECEIVE THE GEAR STRUTS. ATTACH WITH A L/G STRAP AND 2- #2 X 3/8" SHEET METAL SCREWS.

2 1/4" DAVE BROWN LECTRA-LITE WHEELS

EXTENDED PLYWOOD DOUBLERS (HIGHLY RECOMMENDED)

**WARNING— DANGER!**  
DO NOT FLY NEAR POWER LINES! INSTANT DEATH CAN RESULT FROM CONTACT WITH, OR PROXIMITY TO, ELECTRIC POWER LINES.

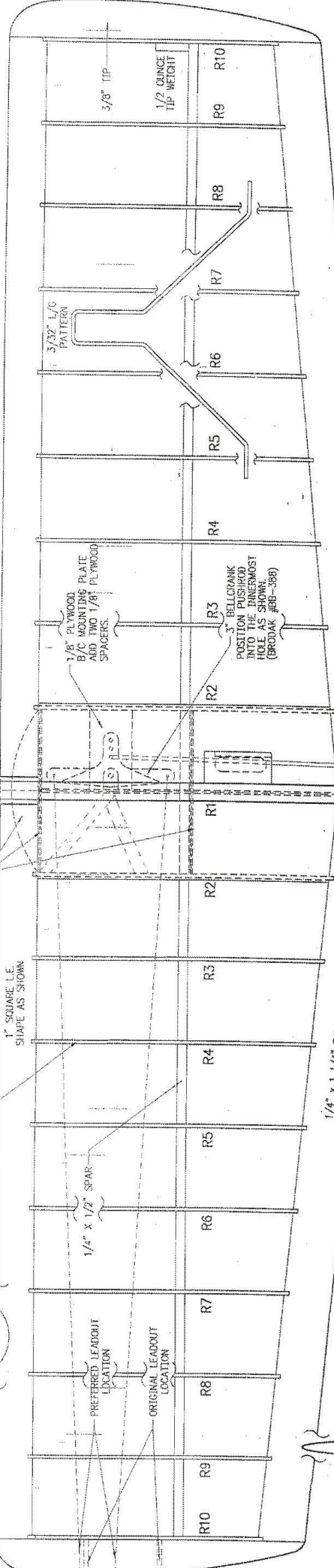
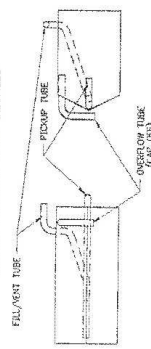
1/8" PLYWOOD B/C MOUNTING PARTS

ALL RIBS 3/32"

1" SQUARE L.E. SHAPE AS SHOWN

- GENERAL NOTES:**
1. ALWAYS USE THE BEST PERFORMANCE MATERIALS AVAILABLE.
  2. USUALLY AN LANCE, OR MARK LEAD IS NEEDED TO ADJUST THE CG. SO USE HEAVY WOOD IN THE TAIL. PLYWOOD DOUBLERS MAY BE USED. 1/16" LANCE OR MARK LEAD IS USED. 1/16" LANCE OR MARK LEAD IS USED. 1/16" LANCE OR MARK LEAD IS USED.
  3. 20 BERRIES EACH UP AND DOWN ELEVATOR HAS TO ALLOW WAKE ADJUSTMENT. PLEASE THINK THROUGH IT.
  4. AN ADJUSTABLE LEADOUT GUIDE IS A GOOD IDEA. OTHERWISE, USE THE LEADOUT POSITION ON THE PLANS. OTHERWISE, USE THE LEADOUT POSITION ON THE PLANS. OTHERWISE, USE THE LEADOUT POSITION ON THE PLANS.
  5. THE CG MUST BE 1" AHEAD OF THE PROP FOR THE OS 25P AND PROVIDES GOOD PROP CLEARANCE.

3.5 OZ. UNIFLOW TANK DETAILS



1/8" PLYWOOD B/C MOUNTING PLATE AND TWO 1/8" PLYWOOD SPACERS.

3" BELLCRANK POSITION PUSHROD INTO THE INNERMOST HOLE AS SHOWN. (BRODOK #BB-388)

3/32" L/G PATTERN

3/8" TIP

1/2 OUNCE TIP WEIGHT

1/4" x 1 1/4" L.E. TAPE AS SHOWN

CUT OUT CANOPY FROM WING CUTOUT

1/2" FUSELAGE & CANOPY (USE 8# STOCK)

3/8" X 1/2" MAPLE MOTOR MOUNTS

\*TANK LOCATION

3/32" WIRE GEAR (1/8" IS BETTER)

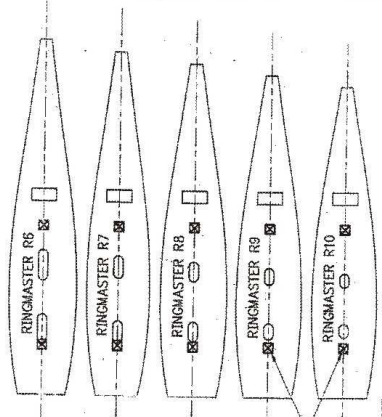

1/8" PLYWOOD DOUBLERS

2 1/4" DAVE BROWN LECTRA-LITE WHEELS

10-5 8x60 OR MASTER AIRSCREW 10-5

FOX 35 SHOWN

\* TANK LOCATION: FOR FOX 35 MOUNT 1/4" ABOVE THE CENTERLINE OF THE ENGINE. THE OS25 NEEDS THE TANK RAISED A 1/16" ABOVE THE CENTERLINE OF THE ENGINE.



1/8" PLY L.E. FRONT SPLICE

1/8" PLY L.E. & SPAR SPLICE

1/8" PLY BELLCRANK MOUNTING PARTS

STOCK HORN

LURE HORN

1/8" PLYWOOD HORN COUNTER NOTCH STAB

COMBAT STREAMER ATTACHMENT HOLE

ORIGINAL KIT LEADOUT HOLES

ATTACH SKID OF CHOICE (1/8" PLYWOOD SHOWN)

3/16" STABILIZER (8-10# STOCK)

3/16" ELEVATOR (8-10# STOCK)

1/8" RUDDER OFFSET

MATT KANDA'S

**RINGMASTER**

STERLING KIT S1  
by PAT KENNINGTON 10-18-01  
381 SO. 725-55 ENGINES  
27 oz. W/ OS 25LA